

# TASMANIAN LAND CONSERVANCY INC.

## FINANCIAL REPORT

30 JUNE 2011



**Accru+ Hobart**  
**62 445 044**

**Chartered Accountants**  
**Business Advisors**  
**Auditors**

**TASMANIAN LAND CONSERVANCY INC.**  
**PROFIT & LOSS STATEMENT - ACCRUAL BASIS**

FOR THE YEAR ENDED 30 JUNE 2011

	NOTE	2011 \$	2010 \$
<b><u>INCOME</u></b>			
Conservation Grants		1,125,346	41,550
Project & Consultancy Services	3	1,367,645	1,079,376
Interest Income		140,284	79,290
Donations & Bequests	4	6,545,130	843,996
Sundry Income	5	606	11,867
<b>TOTAL INCOME</b>		<b>9,177,799</b>	<b>2,056,079</b>
<b><u>EXPENSES</u></b>			
Office & Admin overheads	6	96,116	78,323
Travel & Accommodation	6	31,417	23,717
Insurance	6	17,866	18,042
Depreciation	15	25,620	25,875
Employment	7	1,080,021	948,036
Fundraising	8	62,039	23,522
Reserves - Land Management	9	364,451	122,047
<b>TOTAL EXPENSES</b>		<b>1,677,530</b>	<b>1,239,563</b>
<b>NET OPERATING SURPLUS</b>		<b>7,500,269</b>	<b>816,516</b>

# TASMANIAN LAND CONSERVANCY INC.

## BALANCE SHEET STATEMENT

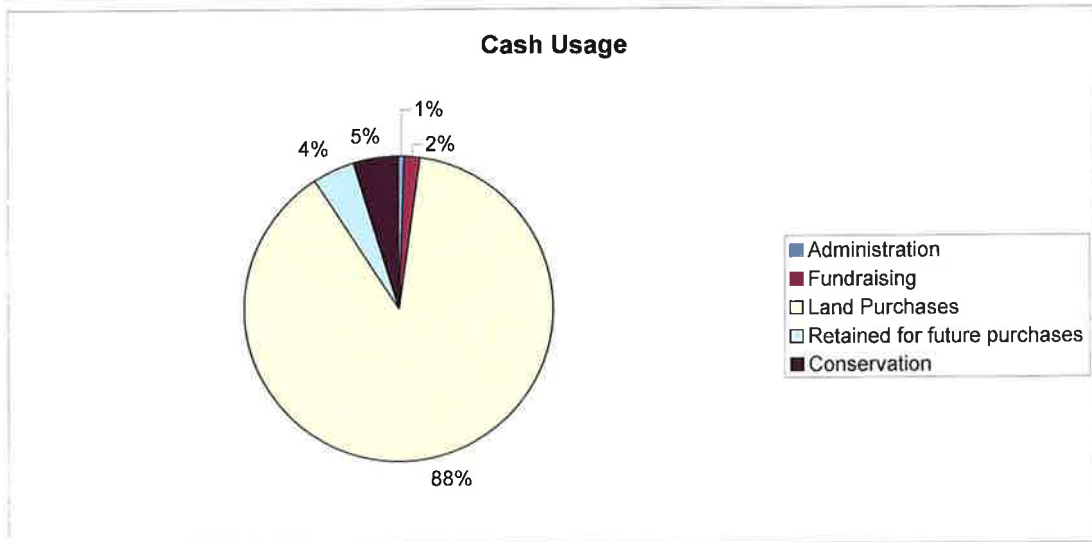
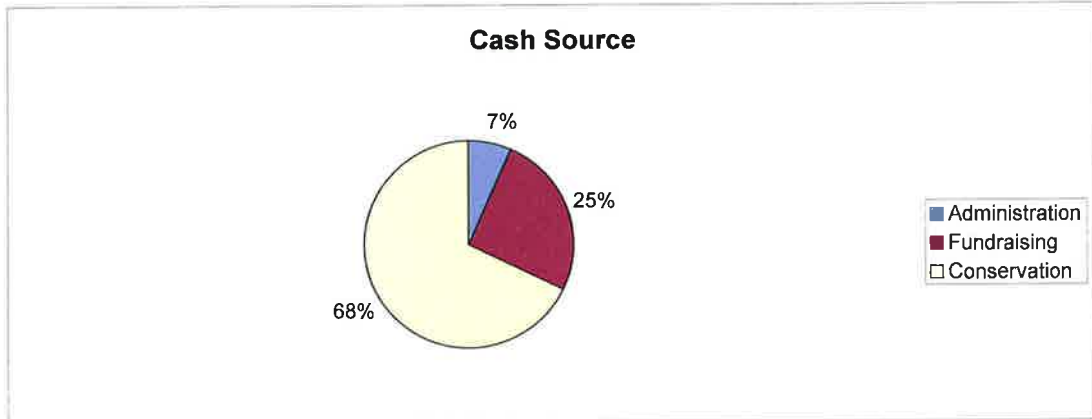
AS AT 30 JUNE 2011

	NOTE	2011 \$	2010 \$
<b><u>ASSETS</u></b>			
<b>Current Assets</b>			
Cash Assets	10	3,344,975	4,613,920
TLC Foundation Funds	11	1,841,111	1,030,808
Receivables	12	22,687	86,260
Revolving Fund Land	13	5,609,874	4,372,139
New Leaf Land		18,571,679	-
<b>Total Current Assets</b>		<b>29,390,324</b>	<b>10,103,127</b>
<b>Non - Current Assets</b>			
Permanent Reserves	14	6,367,487	4,575,253
Plant & Equipment	15	87,582	19,586
<b>Total Non - Current Assets</b>		<b>6,455,070</b>	<b>4,594,838</b>
<b>TOTAL ASSETS</b>		<b>35,845,394</b>	<b>14,697,966</b>
<b><u>LIABILITIES</u></b>			
<b>Current Liabilities</b>			
Payables	16	126,384	61,571
Unexpended Grants	17	7,359,233	7,465,288
<b>Total Current Liabilities</b>		<b>7,485,617</b>	<b>7,526,860</b>
<b>Non - Current Liabilities</b>			
Private Loans	18	13,911,499	162,000
<b>Total Non - Current Liabilities</b>		<b>13,911,499</b>	<b>162,000</b>
<b>TOTAL LIABILITIES</b>		<b>21,397,116</b>	<b>7,688,860</b>
<b>NET ASSETS</b>		<b>14,448,278</b>	<b>7,009,106</b>
<b><u>EQUITY</u></b>			
Asset Revaluation Reserve		130,000	130,000
Retained Earnings		6,818,009	6,062,590
Current Year Earnings		7,500,269	816,515
<b>Total Equity</b>		<b>14,448,278</b>	<b>7,009,106</b>

# TASMANIAN LAND CONSERVANCY INC.

## CASH SOURCE AND USEAGE

For the year ended 30 June 2011



Category	2011	2010	Average
Administration	1%	6%	3%
Fundraising	2%	10%	6%
Land Purchases	88%	6%	47%
Retained for future purchases	4%	40%	22%
Conservation	5%	38%	21%

**Average fundraising cost ratio for Australian charities: 18%\* TLC: 3%**  
 \* Sourced from: Givewell (2009) Interim 2008 Australian Charities Financial Analysis

# TASMANIAN LAND CONSERVANCY INC.

## NOTES TO THE FINANCIAL STATEMENTS

FOR THE YEAR ENDED 30 JUNE 2011

### NOTE 1: STATEMENT OF SIGNIFICANT ACCOUNT POLICIES

This financial report is a special purpose financial report prepared in order to satisfy the reporting requirements of the Association Incorporation Act 1964 Tasmania. The committee has determined that the association is not a reporting entity.

The financial report has been prepared in accordance with the mandatory requirements of the Associations Incorporation Act Tasmania and the Australian Accounting Standards.

No other applicable Accounting Standards, Urgent Issues Group Consensus Views or other authoritative pronouncements of the Australian Accounting Standard Board have been applied.

The financial report has been prepared on an accruals basis and is based on historic costs and does not take into account changing money values, or except where specifically stated, current valuation of non-current assets.

The financial report has been prepared in accordance with a special purpose framework in order to meet the needs of the association's members. As such, the financial report may not be suitable for another purpose.

#### **Significant Accounting Policies:**

##### **a) Grant Income**

Grants are only recognised as income when it is likely that all conditions associated with the funding have been met or are likely to be met within the income year. All grants are initially recorded as grants in advance and shown as a liability.

##### **b) Interest Income**

Interest income is measured on an accruals basis and an accrual is made at 30 June each year.

##### **c) Depreciation Expense**

Depreciation is calculated based on the effective lives of assets worth more than \$1,000.

**d) Plant & Equipment**

Plant & equipment is capitalised when the cost exceeds \$1,000. All Plant & Equipment is recorded at cost less accumulated depreciation.

**e) Land**

Land is recorded at Cost with the exception of Brown Mountain which was revalued in 2010 to the State Government Valuation of \$130,000.

Land that is 'donated' to the association below market value/fair value will be measured according to its fair value as at the date of the transaction.

**f) Shares and Investments**

All equity instruments are recorded at the market value as at 30 June. An adjustment is made each year to record the change in market value. This movement is recorded as either an unrealized capital gain or loss. Dividend income is treated as income when it is payable to the association.

As at 30 June 2011 the association held \$50,173 worth of listed equity instruments. This is disclosed on the financial report as the Endemic Crustacean Foundation.

**g) GST**

The association is registered for GST on a cash basis and reports to the ATO monthly.

**h) Other Disclosures****Directors/Office Holders**

No directors or officeholders receive any remuneration for their role on the board.

**Independent Auditor**

The association's independent auditor is Michael J Burnett B.Com. FCA, RCA, Partner of Accru+ Hobart Pty Ltd.

For the 2011 financial year the auditor's remuneration was \$9,000. No additional services or engagements were performed for the association by the auditor.

**Subsequent Events & Going Concern**

As at the date this report was signed there were no material subsequent events or going concern issues.

# TASMANIAN LAND CONSERVANCY INC.

## NOTES TO AND FORMING PART OF THE ACCOUNTS FOR THE YEAR ENDED 30 JUNE 2011

### NOTE 3: PROJECT & CONSULTANCY SERVICES

	2011	2010
Consultancy Services	611,604	666,471
Revolving Fund Management	445,512	389,723
New Leaf Management	295,079	-
Reserve Income	15,451	23,182
<b>Total Core Services</b>	<b>1,367,645</b>	<b>1,079,376</b>

### NOTE 4: DONATIONS & BEQUESTS

	2011	2010
Donations	964,291	407,396
New Leaf donations	5,580,839	-
Bequests	-	436,600
<b>Total Donations &amp; Bequests</b>	<b>6,545,130</b>	<b>843,996</b>

### NOTE 5: SUNDRY INCOME

	2011	2010
Audit Adjustments	- 356	10,221
Awards received	1,500	1,500
Miscellaneous Income	- 1,750	146
<b>Total Sundry Income</b>	<b>- 606</b>	<b>11,867</b>

**TASMANIAN LAND CONSERVANCY INC.**

**NOTES TO AND FORMING PART OF THE ACCOUNTS  
FOR THE YEAR ENDED 30 JUNE 2011**

**NOTE 6: GENERAL ADMINISTRATION**

	<b>2011</b>	<b>2010</b>
Audit & Assurance Fees	7,525	6,200
Bank Fees & ATO Interest	1,085	616
Board Expenses	956	775
Computer	11,273	7,838
Entertainment	116	-
Government Charges	412	53
Insurance	17,866	18,042
Legal Fees	350	428
O H & S	197	792
General Office	4,484	4,340
Photocopying & Printing	201	662
Postage & Freight	6,557	6,104
Publications & Ref. Material	766	267
Office Lease	17,252	16,178
Stationary, Supplies & Equipment	11,424	9,925
Subscriptions & Dues	1,763	1,482
Telephone/Fax/ISP	21,777	14,549
Travel & Accommodation	31,417	23,717
Utilities	3,601	3,358
Volunteer Expenses	6,377	4,756
<b>Total General Admin</b>	<b>145,399</b>	<b>120,082</b>

**NOTE 7: EMPLOYMENT**

	<b>2011</b>	<b>2010</b>
Wages & Salaries	942,086	799,738
Superannuation	84,436	71,081
Consultants & Contractors	39,729	67,131
Staff Amenities	-	206
Training & Development	6,140	3,777
Recruitment	-	598
Workers Compensation	7,630	5,210
Other Employment Expenses	-	295
<b>Total Employment</b>	<b>1,080,021</b>	<b>948,036</b>



**TASMANIAN LAND CONSERVANCY INC.**

**NOTES TO AND FORMING PART OF THE ACCOUNTS  
FOR THE YEAR ENDED 30 JUNE 2011**

**NOTE 8: FUNDRAISING**

	<b>2011</b>	<b>2010</b>
Advertising & Insert Fees	4,791	4,322
Annual Report	4,714	3,958
Brochure Design, Prod. & Print	21,104	6,253
Events	18,822	1,919
Merchant Fees	8,000	1,799
Newsletter Design, Prod. & Print	4,423	5,171
Reply Paid Mail	186	100
<b>Total Fundraising</b>	<b>62,039</b>	<b>23,522</b>

**NOTE 9: RESERVES - LAND MANAGEMENT**

	<b>2011</b>	<b>2010</b>
Land Management	29,732	36,959
Conservation Program Support	30,000	-
Management Plans	-	3,665
Marketing	3,297	5,979
Planning & Subdivision	74,791	7,273
Property Search & Acquisitions	108,956	46
Rates & Taxes	40,746	20,390
Repairs & Maint. - Buildings	8,165	2,264
Research, Surveys & Monitoring	-	336
Insurance	15,000	-
Vehicle Maintenance	16,636	9,661
Fuel	17,931	12,447
Tools & Equipment	8,540	15,758
Valuations	10,658	7,271
<b>Total Reserve</b>	<b>364,451</b>	<b>122,047</b>

**TASMANIAN LAND CONSERVANCY INC.**

**NOTES TO AND FORMING PART OF THE ACCOUNTS  
FOR THE YEAR ENDED 30 JUNE 2011**

**NOTE 10: CASH ASSETS**

	<b>2011</b>	<b>2010</b>
Cheque Account	683,715	507,693
Gift Fund Account	786,274	912,719
Roaring 40's	62,814	42,023
Midlands Stewardship Fund	344,835	370,574
FCF Revolving Fund	260,927	219,905
DPIW Revolving Fund	110,291	6
Spring Water Farm Account	50,858	286,559
King Island Revolving Fund	151,388	199,541
FCF Term Deposit #1	-	1,048,804
FCF Term Deposit #2	877,123	1,016,781
Electronic Clearing Account	-	1,341
Credit Card - Visa	16,750	10,666
<b>Total Cash Assets</b>	<b><u>3,344,975</u></b>	<b><u>4,613,920</u></b>

**NOTE 11: TLC FOUNDATION FUNDS**

	<b>2011</b>	<b>2010</b>
Cathy Gibbons Fund	50,000	50,000
Dorothy Reeves Fund	30,000	30,000
Miriam Obendorf Fund	95,000	130,000
Brown Mountain Fund	16,700	16,700
Michael Buxton Fund	20,000	15,000
Tom Hay Bequest	141,749	141,749
Carolyn Parsons Bequest	15,500	15,500
Elizabeth Ann James Bequest	146,550	128,000
Joseph Bedford Bequest	310,031	308,600
Susan Gough Fund	10,000	10,000
Sam Hignett Fund	34,120	26,720
Jupe Family Fund	60,000	-
Potts Family Fund	10,000	-
Bosworth Family Fund	10,000	-
Barry Family Fund	15,000	-
Endemic Crustacean Fund	50,173	-
Foundation Fund	826,289	158,540
	<b><u>1,841,111</u></b>	<b><u>1,030,808</u></b>

**NOTE 12: RECEIVABLES**

	<b>2011</b>	<b>2010</b>
Trade Debtors	22,687	71,316
Accrued Revenue	-	14,944
	<b><u>22,687</u></b>	<b><u>86,260</u></b>

**NOTE 13: REVOLVING FUND LAND**

	<b>2011</b>	<b>2010</b>
Mole Creek	534,599	534,599
DPIPWE Revolving Fund	-	97,406
King Island	191,434	15,000
Forest Conservation Fund	4,883,841	3,725,134
	<b><u>5,609,874</u></b>	<b><u>4,372,139</u></b>

**TASMANIAN LAND CONSERVANCY INC.**

**NOTES TO AND FORMING PART OF THE ACCOUNTS  
FOR THE YEAR ENDED 30 JUNE 2011**

**NOTE 14: PERMANENT RESERVES**

	<b>2011</b>	<b>2010</b>
Flat Rock Reserve	342,070	342,070
Lutregala Marsh	23,895	23,895
Recherche Bay	2,296,319	2,296,319
Long Point	154,689	154,689
Egg Island	303,293	303,293
Skullbone Plains	1,742,235	-
Silver Peppermint Reserve	75,000	75,000
Liffey	50,000	-
Brown Mountain Reserve	130,000	130,000
Vale of Belvoir	1,249,987	1,249,987
<b>Total Permanent Reserves @ Cost</b>	<b>6,367,487</b>	<b>4,575,253</b>

**NOTE 15: PLANT & EQUIPMENT**

	<b>2011</b>	<b>2010</b>
Plant & Equipment @ Cost	2,248	-
Less: Accumulated Depreciation	-	-
	<u>1,574</u>	<u>-</u>
Furniture & Fittings @ Cost	25,159	19,044
Less: Accumulated Depreciation	-	-
	<u>11,118</u>	<u>7,696</u>
	<u>14,041</u>	<u>11,348</u>
Computer & Equipment @ Cost	56,316	46,289
Less: Accumulated Depreciation	-	-
	<u>46,042</u>	<u>38,078</u>
	<u>10,274</u>	<u>8,211</u>
Motor Vehicles @ Cost	129,117	53,890
Less: Accumulated Depreciation	-	-
	<u>67,424</u>	<u>53,863</u>
	<u>61,693</u>	<u>27</u>
<b>Total Plant &amp; Equipment</b>	<b>87,582</b>	<b>19,586</b>

**TASMANIAN LAND CONSERVANCY INC.**

**NOTES TO AND FORMING PART OF THE ACCOUNTS  
FOR THE YEAR ENDED 30 JUNE 2011**

**NOTE 16: PAYABLES**

	<b>2011</b>	<b>2010</b>
Trade Creditors	-	22,907
GST Payable	105,027 -	1,835
PAYG Withholding Payable	21,357	19,205
SGC Payable	-	21,293
<b>Total Payables</b>	<b>126,384</b>	<b>61,571</b>

**NOTE 17: UNEXPENDED GRANTS**

	<b>2011</b>	<b>2010</b>
King Island NRM/Commonwealth	214,541	214,541
Mole Creek Revolving Fund	534,337	534,337
Springwater Farm Mole Creek	339,698	339,698
FCF Revolving Funds	5,579,502	5,871,371
FCF Rent	42,179	30,413
FCF Interest Accrued EOFY	14,443	40,942
State Government Revolving Fund	90,909	90,909
Midlands Bio Diversity Program	316,646	338,627
Birds Australia	149,300	-
Roaring 40's	77,677	4,450
	<b>7,359,233</b>	<b>7,465,288</b>

**NOTE 18: PRIVATE LOANS**

	<b>2011</b>	<b>2010</b>
Cathy Clayton (Dorothy Reeves Fund)	10,000	10,000
David & Jane Jupe (Jupe Family Fund)	60,000	-
Elsie Cameron Foundation	13,731,499	-
David Obendorf (Miriam Obendorf Fund)	95,000	130,000
Carol Hurst (Cathy Gibbons Fund)	15,000	22,000
	<b>13,911,499</b>	<b>162,000</b>

## TASMANIAN LAND CONSERVANCY INC.

### OFFICERS ASSERTION STATEMENT

The committee has determined that the association is not a reporting entity and that this special purpose financial report should be prepared in accordance with the accounting policies outlined in Note 1 to the financial statements.

In the opinion of the committee, the attached financial report:

1. Presents a true and fair view of the financial position of the Tasmanian Land Conservancy Inc. as at June 2011 and its performance for the period 1 July 2010 to 30 June 2011;
2. At the date of this statement, there are reasonable grounds to believe that the Tasmanian Land Conservancy Inc. will be able to pay its debts as and when they fall due.

This statement is made in accordance with a resolution of the Committee and is signed for and on behalf of the Committee by:

Dated at Hobart this 27<sup>th</sup> day of July 2011

  
.....  
PRESIDENT

  
.....  
TREASURER

## INDEPENDENT AUDITOR'S REPORT

To the members of the Tasmanian Land Conservancy Inc.

We have audited the accompanying financial report, being a special purpose report, of the Tasmanian Land Conservancy Inc., which comprises the Balance Sheet as at 30 June 2011, the Income & Expenditure Statement for the year then ended, Cash flow summary by category, notes comprising a summary of significant accounting policies and other explanatory information, and the officers assertion statement.

### Officers Responsibility for the Financial Report

The officers of the Tasmanian Land Conservancy Inc. are responsible for the preparation of the financial report, and have determined that the basis of preparation described in Note 1, is appropriate to meet the requirements of the *Associations Incorporated Act 1964* and is appropriate to meet the needs of the members. The officers' responsibility also includes such internal control as the officers determine is necessary to enable the preparation of a financial report that is free from material misstatement, whether due to fraud or error.

### Auditor's Responsibility

Our responsibility is to express an opinion on the financial report based on our audit. We have conducted our audit in accordance with Australian Auditing Standards. Those standards require that we comply with relevant ethical requirements relating to audit engagements and plan and perform the audit to obtain reasonable assurance whether the financial report is free from material misstatement.

An audit involves performing procedures to obtain audit evidence about the amounts and disclosures in the financial report. The procedures selected depend on the auditor's judgment, including the assessment of the risks of material misstatement of the financial report, whether due to fraud or error. In making those risk assessments the auditor considers internal control relevant to the association's preparation of the financial report that gives a true and fair view, in order to design audit procedures that are appropriate in the circumstances, but not for the purpose of expressing an opinion on the effectiveness of the association's internal control. An audit also includes evaluating the appropriateness of accounting policies used and the reasonableness of accounting estimates made by the officers, as well as evaluating the overall presentation of the financial report.

We believe the audit evidence we have obtained is sufficient and appropriate to provide a basis for our audit opinion.

## Opinion


In our opinion, the financial report presents fairly, in all material respects, the financial position of the Tasmanian Land Conservancy Inc.as at 30 June 2011 and of its financial performance and its cash flows for the year then ended in accordance with the *Associations Incorporated Act (1964)*

## Basis of Accounting and Restriction on Distribution

Without modifying our opinion, we draw attention to Note 1 to the financial report, which describes the basis of accounting. The financial report has been prepared for the purpose of fulfilling the officers financial reporting requirements under the *Associations Incorporation Act 1964* and as such may be unsuitable for another purpose.

The officers have determined that the financial report shall be prepared in accordance with a special purpose framework. As a result, the financial report may not be suitable for another purpose as only the accounting standards specifically stated in note 1 to the accounts have been applied in the preparation of this special purpose financial report.

As such, this report should not be distributed or used by parties other than the Tasmanian Land Conservancy Inc. and its members.

  
.....  
Michael J Burnett FCA  
Registered Company Auditor  
PARTNER, Accru+ Hobart  
Lvl 3, 6 Bayfield Street  
ROSNY PARK TAS 7018

Date: 31 July 2011